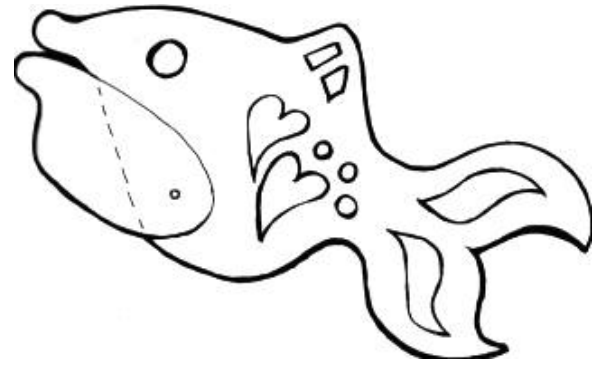


Activity 7

Shadow Puppet - Fish

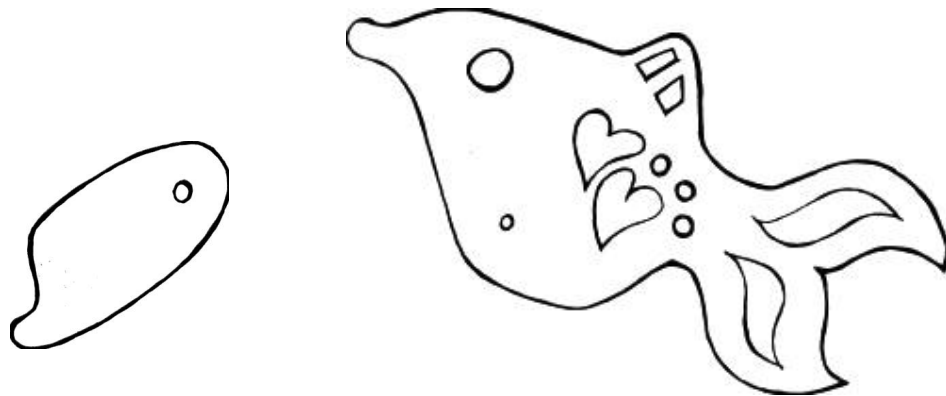
Materials you will need:

A4 piece of card
Different coloured cellophane
Glue
Scissors
A pencil and Blu-tack or a hole-punch
1 paper fastener
2 small dowling rods such as thin green garden canes
2 small pieces of self-adhesive Velcro
A shadow screen and light (made from thin white sheet and wooden frame/tight string)




1) Design and cut out a fish shape from the card. The jaw must be drawn separately (ready to attach) as shown below. Make sure that the jaw is not too narrow.

2) Cut out decorative shapes on your fish (like the heart and circle shapes shown on the fish above) as well as the eye. Cut and glue pieces of coloured cellophane over the back of the decorative cut out holes, to create a stained glass window effect.



3) Place the jaw on your fish, where you want it to go. Make sure that you **overlap** the **two separate** cut out shapes. Using a pencil, mark where you will be making the holes in the body and jaw to join them. Use the pointed end of a pair of scissors **or** a pencil with a piece of Blu-tack under the card **or** a hole-punch, to make the holes. Get an adult to help you.

4) Push the split-pin paper fastener through both templates holes (from the front) and fold the legs back, to fix the jaw to the body. Make sure that you attach the paper fastener loosely, so that the fish's jaw moves as much as possible.



5) Cover one **end** of each of the pieces of rod with the spiky pieces of Velcro.

6) Stick the softer pieces of Velcro onto the **back** of the fish – one on each x mark shown left: one on the jaw and the other between the body and tail.

7) Hold the fish up to a shadow screen using the 2 rods to move it.

Tip: For a translucent shadow puppet, use thin white card to make the body and jaw template. Decorate this with coloured felt tips. Apply baby oil or vegetable oil to the card to make it see-through!

Your shadow screen:

This can be made from a thin white sheet stretched over a wooden frame **or** pegged to a tight piece of string. If pegged to a piece of string, the bottom part of the sheet must be weighed down. Place a lamp or torch behind your screen. Shine the lamp/torch at the screen. This light is needed to create shadows with you puppets.

Designed by Anna Ingleby.