




Make a Nature Notebook

Use it to complete Nature Challenges




You will need

- Several sheets of blank A4 paper (sugar paper or thicker card paper is best)
- An elastic band
- String
- Printed Nature Challenge worksheet
- Colouring pencils/crayons
- Glue
- Scissors



1. First fold your A4 paper over long ways and cut in half so you have two long strips.
Then fold each long strip over and trim the corners at the folded end.




2. Wrap the elastic band around the fold.
Do this twice.



3. Tie your string around the elastic band however you like!



4. Cut up the Nature Challenge work sheet. Stick the front page onto your book.
Stick the other pages anywhere inside.



5. Colour in the front page



6. Complete the different mini-challenges and fill your notebook!