










# Your school's visit to the Horniman Museum and Gardens

A Visual Story for school groups



# These icons tell you if a place is

**Key**

Dark		Busy		Loud		Things to touch		Calm	
Light		Less busy		Quiet		Strong smells			

# Getting here by train or Overground



The Horniman Museum is on London Road.

You can get the train or Overground to Forest Hill Station.

The Museum is a ten minute walk uphill.

The main road can be loud.

# Getting here by bus or coach



You can also get to the Museum by bus. Find out more on our [Plan Your Visit page](#).

School minibuses with a blue badge can drive onsite, and park.

Please email us:

[Schools@horniman.ac.uk](mailto:Schools@horniman.ac.uk)

to let us know before you visit.


# Arrival



There is a sign on the building that says Horniman Museum.

The Museum is open every day from **10am** to **5.30pm**.

# Entrance Hall



When you arrive you will be greeted by our friendly Front of House team. They wear black shirts with a white 'H' in the corner.



This space can get loud with other visitors and schools.



# Welcome to the Museum



Elanor



Jess

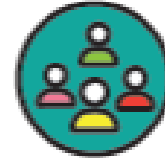


Lily

If you are visiting for a workshop, Elanor, Jess or Lily will take you to the Education Centre.

Please ask them questions about your visit.

# Education Centre



You will leave your bags and coats here for the day.

You will also eat your lunch here.

It can be loud.



# Sensory Resources

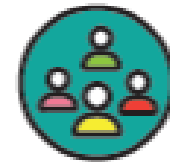


Help yourself to our sensory resources


- Sensory backpacks
- Wobble cushions
- Large print guides

Please return them at the end of the day.

# Education Centre toilets



There are also toilets in the Education Centre for school children to use.



# Other people you might meet:

If you have booked a workshop, it will be led by one of our friendly School Officers.



Lucy



Maggie



Elle



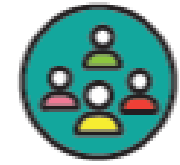
Harriet



Siobhan

# Learning spaces:

Your workshop will be in one of these spaces.




Hands on Base



Music Gallery Performance Space

# Learning space: Pavilion



The Pavilion is outside the main Museum building, in our gardens.

There is a hill to get to the space.

There are toilets here too.

# Getting around the Museum



You enter the Museum on the ground floor.

The lift is at the bottom of the ramp.

There are also steps downstairs.

# World Gallery

The World Gallery is downstairs.

This gallery can be loud and busy with other visitors.

The balcony can be quieter.

There is a quiet space to sit at the back of the gallery's balcony.





# Musical Instrument Gallery



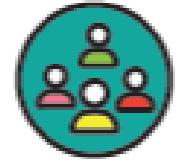
This gallery is downstairs.

This gallery has music playing but is often quieter and less busy.

There are lots of places to sit here.

It can be dark. If you would like a torch, ask one of our Visitor Hosts.





# Natural History Pop Up



The Natural History Pop Up Gallery is downstairs.

It is a small space and can get loud and busy.

# Other spaces you might visit

You will go up a steep hill to access the Butterfly House and Animal Walk.



The Butterfly House can get very hot. The butterflies might land on you when you are in there.



You might meet Poppy, the alpaca, on the Animal Walk.

# Gardens



Our Gardens are beautiful spaces to explore during your visit.

There are benches if you need a quiet space during your visit.

There are some building works in our Gardens this year, so there may be lorries moving slowly through them.

You can explore a [map of our gardens](#) before your visit.

# Accessing the Gardens



Most of our Gardens have step-free access. Some of the paths are uneven or steep.

Our beautiful Nature Trail is a long, quiet, wild area with lots of trees and birds.

The paths are uneven and can get muddy in rainy weather.

It is accessed via steps.

# Facilities



There are toilets around our Museum and in the Gardens.

We do not currently have a Changing Places toilet but we can put a changing table in an accessible toilet in the Museum.

Please tell the Learning Team before your visit if you would like to use a changing table, and we will set this up for you.

**We look forward to your visit to the Horniman!**

A playlist of videos on how to access and get to some of our spaces can be found [here](#).

If you have any questions get in touch with us at:

[Schools@horniman.ac.uk](mailto:Schools@horniman.ac.uk)