

Your visit to the Horniman Museum and Gardens

A Visual Story for learner
groups



These icons tell you if a place is

Key



Dark




Busy




Loud




Things
to touch



Calm



Light



Less
busy




Quiet



Strong
smells

Getting here by train or Overground



Horniman Museum and Gardens is on London Road.

You can get the train or Windrush Line to Forest Hill Station.

The Museum is a ten minute walk uphill.

The main road can be loud.

Getting here by bus or coach



You can also get to the Museum by bus. Find out more on our [Plan Your Visit page](#).

Minibuses with a blue badge can drive onsite and park.

Please email us to let us know before you visit:

schools@horniman.ac.uk

or homeeducation@horniman.ac.uk

Arrival



There is a sign on the building that says Horniman Museum & Gardens.

The Museum is open every day from 10am to 5.30pm.

Entrance Hall



This is the main entrance.



Our Front of House team will be there to greet you. They wear black shirts with a white 'H' in the corner.

Welcome to the Museum



Ela



Lily

If you are visiting for a workshop, Ela or Lily will take you to the Education Centre.

Please ask them questions about your visit.

Education Centre



You will leave your bags and coats here for the day.

You will also eat your lunch here.

Sensory Resources



These drawers have some sensory resources:



Ear defenders



Widget packs



Visual timetables



Wobble cushions



Large print guides



Sensory Backpacks



The sensory backpacks have an activity guide for the Museum.

They also have:



Magnifying glass



Smell pot



Torch



Talking tile



Visual timetable



Measuring tape



Ear defenders



Wally!



Widget pack

Education Centre toilets



There are also toilets in the Education Centre for you to use.



Other people you might meet

If you have booked a workshop, it will usually be led by one of our Learning Officers:



Elle



Siobhan



Katka

Sometimes our officers are poorly or on holiday.

When this happens, our workshops might be taught by other people.

Learning spaces



Your workshop will be in one of three spaces:




Hands on Base



Music Gallery Performance Space

Learning space: Pavilion




The Pavilion is in our Gardens. You have to leave the Museum to get to it.

There is a hill to get to the space.

There are toilets here too.

Getting around the Museum



You enter the Museum on the ground floor.

The lift is at the bottom of the ramp.

There are also steps downstairs.

Gallery Square



The stairs and the lift take you to this space.

It can get busy here.

This is how you get to lots of our Galleries.

World Gallery




The World Gallery has two levels. You can get to the Gallery with stairs or a lift.

This Gallery can be loud and busy with other visitors.

The balcony can be less busy. There is a quiet space to sit at the back.



Music Gallery




The Music Gallery is downstairs. You can get there with stairs or a lift.

This gallery has music playing.

This gallery is less busy. There are lots of places to sit.

Our Visitor Hosts have torches you can borrow.

Natural History Pop Up



The Natural History Pop Up is downstairs.
You can get there with stairs or a lift.

It is a small space that can feel quite
tight.

Other spaces you might visit in the Museum



The Aquarium is downstairs on floor -1. You can get there with stairs or a lift.


Some of the spaces are quite small. There are places to sit down.



The Hands on Music Space is in the Music Gallery. Sometimes it will be closed when teaching is happening next door.

Some of the spaces are quite small. There are lots of things to touch and that make noise in here.

Gardens



Most of the Gardens have step-free access.
Some of the paths are uneven or steep.


There are benches if you need a quiet space.

There are some building works in our Gardens this year, so there may be lorries moving slowly through them.

You can look at a [map of our gardens](#) before your visit.

Other spaces you might visit in our Gardens

You will go up a steep hill to access the Butterfly House and Animal Walk.



The Butterfly House can get very hot.

The butterflies might land on you when you are in there.



You have to go up a hill to get to the Animal Walk. It opens at 12.30.

The walk through the Animal Walk is downhill and steep.

The Nature Trail



The Nature Trail is accessed by steps.

The ground is bumpy and can get muddy in rainy weather.

Our Nature Trail is long, quiet and wild.

There are lots of trees and birds.

Facilities



There are toilets around our Museum and in the Gardens.

We do not have a Changing Places toilet, but we can put a changing table in an accessible toilet in the Museum.

Please tell the Learning Team before your visit if you would like to use a changing table, and we will set this up for you.



We look forward to your visit to the Horniman!

A playlist of videos on how to access and get to
some of our spaces can be found [here](#).

If you have any questions, please contact us at:

schools@horniman.ac.uk

or homeeducation@horniman.ac.uk